

**PORT OF OSWEGO**  
AUTHORITY



**Regular Meeting of the Board of Directors of the Port of Oswego Authority**

**Monday, January 13, 2025  
4:30 PM Meeting**

- 1. Call to Order**
- 2. Motion 01-13-2501: To approve the Minutes of the 12-16-2024 regular monthly meeting (Exhibit A).**
- 3. Administrative Operational Report: (Exhibit B)**
- 4. Administrative Financial Reports: (A) Primary and (B) Subsidiary Motion 01-13-2502: To accept December's Primary Financial Reports and Subsidiary Financial Reports.**
  - A. Primary Financial Reports: (Exhibit C-1)**
    - Cash Position**
    - Balance Sheet**
    - Profit & Loss Statement**
    - Marina Profit & Loss Statement**
  - B. Subsidiary Financial Reports: (Exhibit C-2)**
    - Monthly Bills**
    - Accounts Payable**
    - Accounts Receivable**
    - Grants Receivable Summary**
    - Loan Summary**
    - Schedule of Assets**
    - Sales Report**
- 5. Chairman's Report**
- 6. Committee Reports**
  - a. Executive Committee**
  - b. Audit and Finance Committee**
  - c. Governance Committee**
  - d. Planning and Development Committee**

**MISSION STATEMENT**

The mission of the Port of Oswego Authority is to serve as an economic catalyst in the *Central New York Development Council District Region* by providing diversified and efficient transportation services and conducting operations in a manner that promotes regional growth and development while being mindful of our responsibility to serve as a steward of the environment.

7. **Old Business**

8. **New Business**

**Motion 01-13-2503**: To move to executive session for discussion of contracts.

**Motion 01-13-2504**: To resume the regular monthly meeting.

9. **AD HOC MOTIONS REQUIRED AS A RESULT OF MEETING BUSINESS:**

**Motion 01-13-250** : To

**Motion 01-13-250** : To

10. **Motion 01-13-250** : To adjourn the regular monthly meeting.

**Next Regular Monthly Board Meeting is scheduled for  
Monday, February 10, 2025 @ 4:30pm**

**MISSION STATEMENT**

The mission of the Port of Oswego Authority is to serve as an economic catalyst in the *Central New York Development Council District Region* by providing diversified and efficient transportation services and conducting operations in a manner that promotes regional growth and development while being mindful of our responsibility to serve as a steward of the environment.

# Exhibit A



**PORT OF OSWEGO AUTHORITY**  
**Regular Monthly Meeting**  
**Monday, December 16, 2024**

**CALL TO ORDER:** Mr. Enwright called the meeting to order at approximately 4:37 PM.

**PRESENT:** Francis Enwright - Chairperson, Constance Cosemento - Vice Chairperson, Stan Delia, Dr. John Kares Smith, Kathleen Macey, Diane Zeller, and William Scriber.

**ALSO PRESENT:** Pat McMahon - Supervisor of Development & Maintenance, Kim Natoli - Port Employee, Debbie Godden - Accounting Manager, and Tom Schneider - Port Board Consultant.

Mr. Enwright thanked Executive Director Mr. William Scriber for his efforts since taking over the position in December 2017. This is Mr. Scriber's last Board meeting. The Board wished Mr. Scriber well and thanked him for his service.

**APPROVAL OF MINUTES**

**Motion 12-16-2401:**

A motion was made by Mrs. Cosemento to approve the minutes of the November 18, 2024 regular monthly meeting at 4:39 PM. Motion was seconded by Ms. Macey. Motion passed. 6-Aye, 0-Nay.

**ADMINISTRATIVE OPERATIONAL REPORT**

Mr. Scriber, Executive Director, presented the Administrative Operational Report to the Board and addressed any questions or comments at 4:40 PM.

**Report Topics:**

Monthly operations update – November 2024

Update on projects:

- Monthly Report – included, uptick in monthly operations.
- Slow beginning of the season, unknown reasons, however it was across the lakes; possible record of aluminum onsite in the month of December.
- Vessel – vessel at the Port on December 12<sup>th</sup>.
- Rail Scale Pit – utilizing one rail scale at the present moment; paid for initial construction; it will be new materials and technology (had to upgrade “pucks” or load-sensing devices on the scale system that feeds to a computer and scale)
- The DeLong Co., Inc. – the Port is getting rail cars, and they are being sent out now.
- Rail Cars – large amount of aluminum rail cars at the Port. Occurs during the end of the year, brokers are unable to get aluminum on vessels and will utilize rail.
- Foreign Trade Zone – collaborated with SUNY Oswego, Operation Oswego County, Onondaga County Economic Development in giving a seminar at the college on Foreign Trade Zones (FTZ) and how it could benefit local businesses; it was held on Wednesday, November 20, 2024, and it was well attended. Mr. Scriber noted the FTZ importance due to the Port's business with Canada, and possible placement of a 25% tariff by the incoming President-elect on materials from that country. The Port receives 90% of aluminum from Canada, which that aluminum goes directly into the construction of the Ford F-150. During the President-elect's last term, a 10% tariff that



was placed decreased the Port's aluminum. With the Port now having a FTZ, customers will only pay tariffs and duties as the product is taken out.

- Logistec Meeting – attended the Logistic meeting/Grunt Club dinner in Montreal, Canada December 6<sup>th</sup> with Mr. Schneider. Meeting was productive.

### **ADMINISTRATIVE FINANCIAL REPORTS**

**Motion 12-16-2402:** A motion was made by Mrs. Cosemento to accept November's financial reports as presented at 4:49 PM. Motion seconded by Ms. Zeller. Motion passed. 6-Aye, 0-Nay.

#### **Primary Financial Reports**

Cash Position  
Balance Sheet  
Profit & Loss Statement  
Marina Profit & Loss Statement

#### **Subsidiary Financial Reports**

Monthly Bills  
Accounts Payable  
Accounts Receivable  
Grants Receivable Summary  
Loan Summary  
Schedule of Assets  
Sales Report

Mr. Delia explained that the net income year-to-date has increased; the total Assets have increased due to FEMA West grants. Mrs. Debbie Godden explained the Grants Receivable report. The Grant's Receivable are funds that are to be reimbursed to the Port from the State (invoices are paid to the contractors up front, then the Port submits the invoice with proof of payment to the State; for the FEMA projects that gets submitted to Division of Homeland Security and Emergency Services or DHSES, it is processed, and then the Port is reimbursed).

Mr. Scriber was excused from the meeting at 4:50 PM.

**Chairman's Report:** No report per Mr. Enwright; he would have discussions for Executive Session.

### **COMMITTEE REPORTS:**

**Executive Committee:** No report per Mrs. Cosemento. Mrs. Cosemento took the opportunity to thank the employees of the Port of Oswego for working out in the extreme weather conditions and wished them a good holiday.

**Audit and Finance Committee:** No report per Mr. Delia.

**Governance Committee:** No report per Dr. Kares Smith. Dr. Kares Smith wished all a wonderful holiday season.

**Planning and Development Committee:** No report per Ms. Macey.

**OLD BUSINESS**

None.

**NEW BUSINESS:**

**Motion 12-16-2403:**

A motion was made by Ms. Zeller to enter into Executive Session for discussion of transition issues at 4:51 PM. Motion was seconded by Mr. Delia. Motion passed. 6-Aye, 0-Nay.

**Motion 12-16-2404:**

A motion was made by Mrs. Cosemento to resume the regular monthly meeting at 5:55 PM. Motion was seconded by Ms. Zeller. Motion passed. 6-Aye, 0-Nay.

**ADJOURNMENT**

**Motion 12-16-2405:** A motion was made by Ms. Zeller to adjourn the regular monthly meeting at 6:00 PM. Motion seconded by Ms. Macey. Motion passed. 6-Aye, 0-Nay.

---

Kathleen Macey, Secretary/Treasurer



# Exhibit B





## **Administrative and Operations Report**

*January 2025*

**Thomas Schneider, Interim Executive Director**

- Monthly (December 2024) operations update – **see attached**
  - discussion on report structure
- Barge in Port on December 20<sup>th</sup> , approximately 6,000 pieces
- Rail Scale – still in process, weather-dependent
- Agricultural Center – update to be given
- SUNY Oswego – Meeting with Probe Staff on Monday, January 6<sup>th</sup>
- Transition – update to be given
- Still Watch – the vessel is a potential liability (arrived 12/16/2024)
- Aluminum Storage – stockpiling ahead of any potential tariffs
- Executive Session – Request for Proposal (RFP) to be discussed

TO: BOARD OF DIRECTORS  
 FROM: George Lloyd  
 SUBJECT: December 2024  
 Activity Report

Totals						
	# In	# Out	Total # In/Out	MT In	MT Out	Total MT In/Out
Trucks	19	170	189	526.121	5195.497	5721.619
Railcars	0	7	7	0.000	635.024	635.024
Vessels	2	0	2	8352.851	0.000	8352.851
<b>Grand Totals</b>	<b>21</b>	<b>177</b>	<b>198</b>	<b>8878.972</b>	<b>5830.521</b>	<b>14709.494</b>

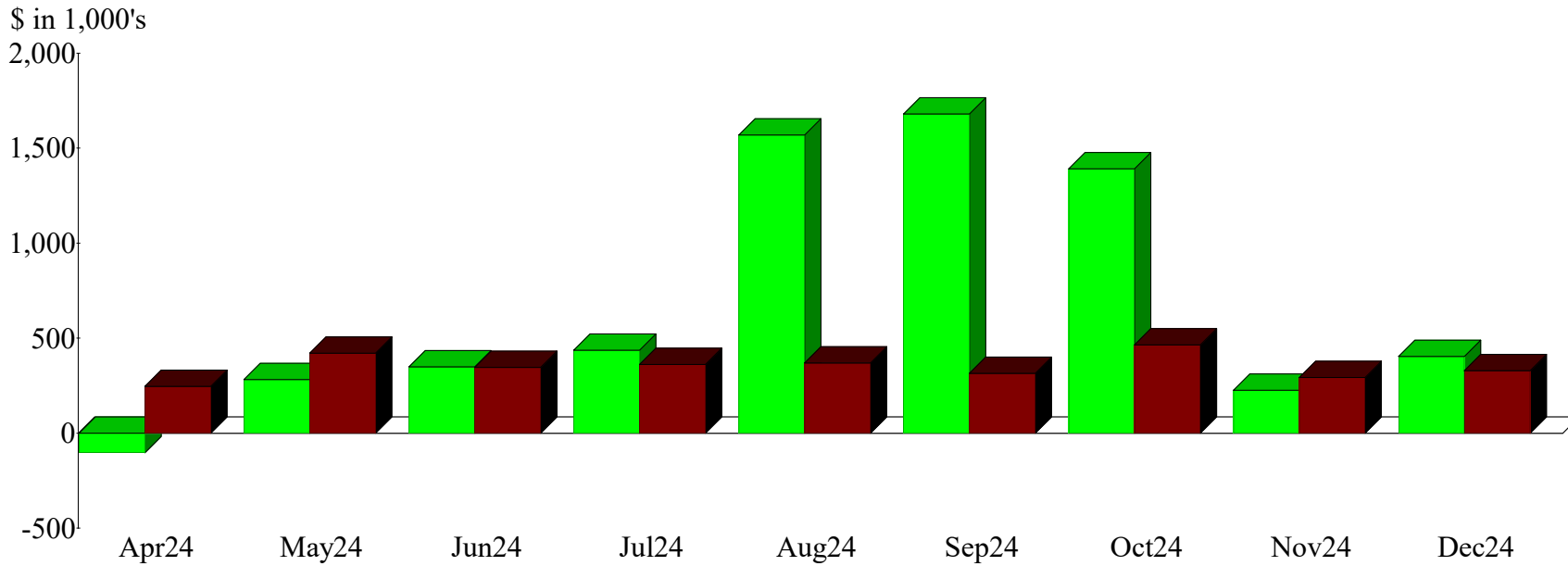
	Company	ST	MT	In/Out	Mode	#
Potash	Nutrien Ag Solutions	0.00	0.000	Inbound	Vessel	0
	Nutrien Ag Solutions	0.00	0.000	Inbound	Railcar	0
	Nutrien Ag Solutions	198.62	180.185	Outbound	Trucks	6
Delong Grain	Soybeans	579.95	526.121	Inbound	Trucks	19
	Soybeans	0.00	0.000	Inbound	Railcar	0
	Soybeans	0.00	0.000	Outbound	Trucks	0
	Soybeans	700.00	635.024	Outbound	Railcar	7
	Soybeans	0.00	0.000	Outbound	Vessel	0
	Corn	0.00	0.000	Inbound	Trucks	0
	Corn	0.00	0.000	Inbound	Railcar	0
	Corn	0.00	0.000	Outbound	Trucks	0
	Corn	0.00	0.000	Outbound	Railcar	0
	Corn	0.00	0.000	Outbound	Vessel	0
Aluminum	Marubeni	3972.60	3603.918	Inbound	Vessel	2
	Marubeni	0.00	0.000	Inbound	Railcar	0
	Marubeni	2426.07	2200.892	Outbound	Trucks	69
	ARG	1101.56	999.325	Inbound	Vessel	1
	ARG	0.00	0.000	Inbound	Trucks	0
	ARG	0.00	0.000	Inbound	Railcar	0
	ARG	0.00	0.000	Outbound	Trucks	0
	Glencore	1928.63	1749.642	Inbound	Vessel	1
	Glencore	1851.59	1679.733	Outbound	Trucks	58
	Glencore	0.00	0.000	Inbound	Railcar	0
	Glencore	0.00	0.000	Inbound	Trucks	0
	Goldman	0.00	0.000	Inbound	Vessel	0
	Goldman	0.00	0.000	Inbound	Railcar	0
	Goldman	0.00	0.000	Inbound	Trucks	0
	Goldman	0.00	0.000	Outbound	Trucks	0
	Goldman	0.00	0.000	Outbound	Railcar	0
	Gunvor	0.00	0.000	Inbound	Vessel	0
	Gunvor	0.00	0.000	Outbound	Trucks	0
Gunvor	0.00	0.000	Outbound	Railcar	0	

	Gunvor	0.00	0.000	Inbound	Railcar	0
	Gunvor	0.00	0.000	Inbound	Trucks	0
	IXM	0.00	0.000	Inbound	Vessel	0
	IXM	0.00	0.000	Inbound	Trucks	0
	IXM	0.00	0.000	Inbound	Railcar	0
	IXM	0.00	0.000	Outbound	Trucks	0
	Mitsubishi	1250.78	1134.688	Outbound	Trucks	37
	Mitsubishi	0.00	0.000	Inbound	Trucks	0
	Mitsubishi	2204.56	1999.966	Inbound	Vessel	1
	Mitsubishi	0.00	0.000	Inbound	Railcar	0
	Hartree	0.00	0.000	Inbound	Vessel	0
	Hartree	0.00	0.000	Inbound	Trucks	0
	Hartree	0.00	0.000	Outbound	Trucks	0
	Hartree	0.00	0.000	Outbound	Railcar	0
	Hartree	0.00	0.000	Inbound	Railcar	0
	Alcoa	0.00	0.000	Inbound	Vessel	0
	Novelis Ingots	0.00	0.000	Inbound	Vessel	0
	Novelis Ingots	0.00	0.000	Outbound	Trucks	0
	Novelis Ingots	0.00	0.000	Inbound	Trucks	0
	Novelis Ingots	0.00	0.000	Inbound	Railcar	0
	Novelis Ingots	0.00	0.000	Outbound	Railcar	0
	Novelis Transfer Loads	0.00	0.000	Outbound	Trucks	0
Dean Marine Rock/Stone	Rock/Stone	0.00	0.000	Inbound	Railcar	0

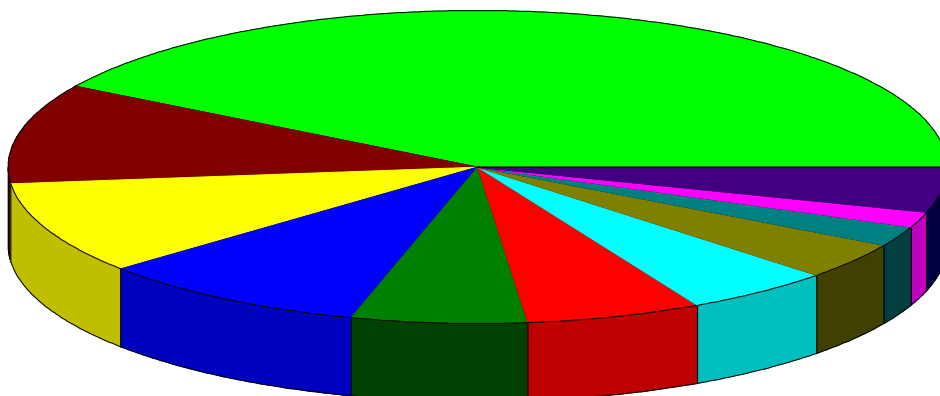


# Exhibit C-1

Income and Expense by Month  
April through December 2024



Income Summary  
April through December 2024

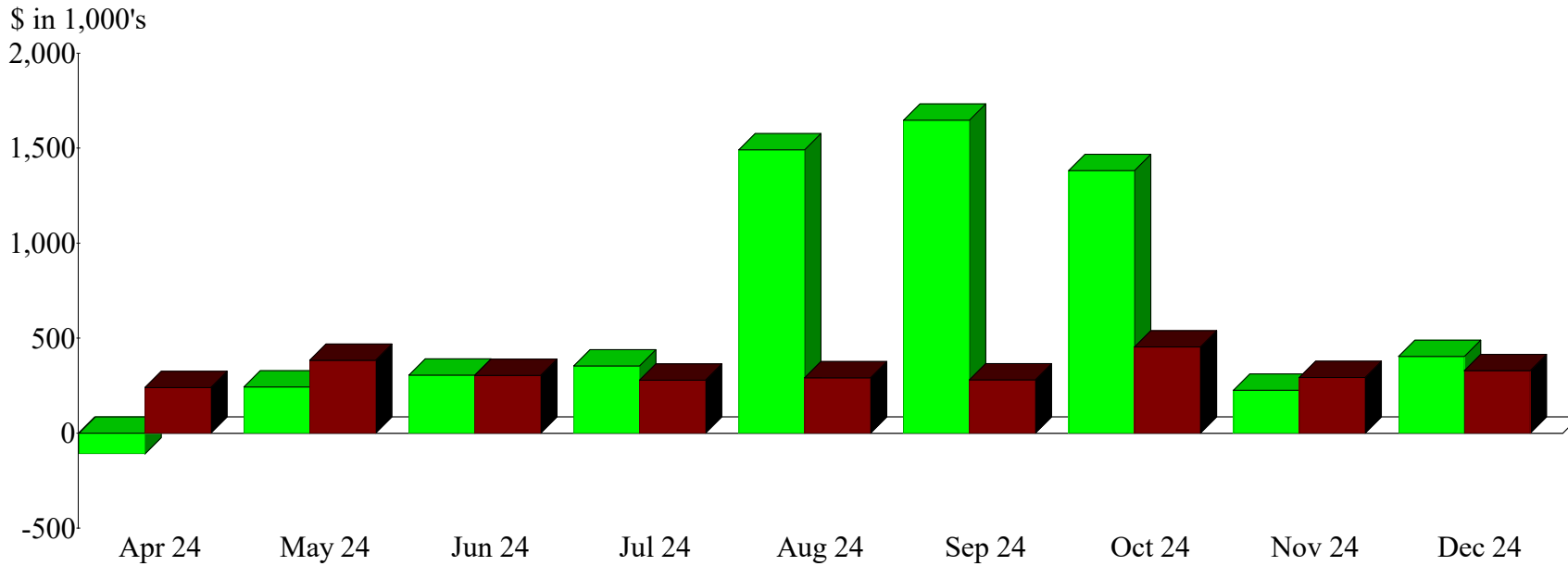


9000017 · FEMA DR 4348	41.50%
4800000 · Marina Income	10.36
4400000 · Rental	9.57
4600000 · Stevedoring	9.41
4300000 · Loading and Unloading	6.20
9000001 · Grant - Agricultural Center	6.18
4000000 · Storage	5.24
4500000 · Misc Income	3.86
4200000 · Wharfage	2.08
9001700 · NYS Grant Pin 3539.88 Track/St	1.68
Other	3.92
<b>Total</b>	<b>\$6,241,143.82</b>

By Account


Income and Expense by Month  
April through December 2024

Income  
Expense



Income Summary  
April through December 2024

Port	93.95%
Marina	6.00
RV Park	0.06
<b>Total</b>	<b>\$5,950,701.22</b>



By Class



## Port of Oswego Authority Cash Position Report As of December 31, 2024

	<u>Beginning Balance</u>	<u>Debit</u>	<u>Credit</u>	<u>Net Change</u>	<u>Ending Balance</u>
<b>1000600 · Imprest Fund - Key Bank</b>					
Total 1000600 · Imprest Fund - Key Bank	186,823.37	1,811,873.90	1,885,969.29	-74,095.39	<b>112,727.98</b>
<b>1000700 · Health Fund - Key Bank</b>					
Total 1000700 · Health Fund - Key Bank	1,100.15	2,500.00	3,153.07	-653.07	<b>447.08</b>
<b>1001000 · Comptroller Fund - Key Bank</b>					
Total 1001000 · Comptroller Fund - Key Bank	23,397.27	944,495.39	960,323.47	-15,828.08	<b>7,569.19</b>
<b>1001001 · Gen. State Checking - Key Bank</b>					
Total 1001001 · Gen. State Checking - Key Bank	27,904.77	961,331.32	838,654.46	122,676.86	<b>150,581.63</b>
<b>1001500 · Key Money Market</b>					
Total 1001500 · Key Money Market	30,946.70	0.00	0.00	0.00	<b>30,946.70</b>
<b>TOTAL</b>	<u><u>270,172.26</u></u>	<u><u>3,720,200.61</u></u>	<u><u>3,688,100.29</u></u>	<u><u>32,100.32</u></u>	<u><u>302,272.58</u></u>

Port of Oswego Authority  
**Balance Sheet**  
As of December 31, 2024

	Dec 31, 24	Dec 31, 23	\$ Change
<b>ASSETS</b>			
<b>Current Assets</b>			
<b>Checking/Savings</b>			
1000100 · Petty Cash	159.01	93.10	65.91
1000300 · Oswego Marina - Register fund	600.00	600.00	0.00
1000600 · Imprest Fund - Key Bank	112,727.98	99,454.56	13,273.42
1000700 · Health Fund - Key Bank	447.08	2,420.65	-1,973.57
1001000 · Comptroller Fund - Key Bank	7,569.19	106,086.63	-98,517.44
1001001 · Gen. State Checking - Key Bank	150,581.63	996,518.53	-845,936.90
1001500 · Key Money Market	30,946.70	200,890.41	-169,943.71
1003200 · CD - Wtrline Maint Fund	10,576.37	10,000.00	576.37
1003300 · CD - Bldg Rehab Fund	101,000.51	89,582.61	11,417.90
<b>Total Checking/Savings</b>	<b>414,608.47</b>	<b>1,505,646.49</b>	<b>-1,091,038.02</b>
<b>Accounts Receivable</b>			
1100000 · Accounts Receivable	306,050.32	562,730.61	-256,680.29
<b>Total Accounts Receivable</b>	<b>306,050.32</b>	<b>562,730.61</b>	<b>-256,680.29</b>
<b>Other Current Assets</b>			
1100103 · Accounts Receivable Other	995.04	995.04	0.00
1100104 · Short term Lease Receivable	359,436.11	145,559.77	213,876.34
1201000 · Prepaid Insurance	110,608.00	107,676.66	2,931.34
1202000 · Prepaid expense	193.05	193.05	0.00
1210000 · Inventory Asset	13,733.65	17,004.40	-3,270.75
1300000 · Grant Receivable	1,879,900.70	2,729.07	1,877,171.63
1400000 · Cont. Stab. Prog. Reserve	19,003.00	0.00	19,003.00
1499000 · Undeposited Funds	659.00	35.00	624.00
<b>Total Other Current Assets</b>	<b>2,384,528.55</b>	<b>274,192.99</b>	<b>2,110,335.56</b>
<b>Total Current Assets</b>	<b>3,105,187.34</b>	<b>2,342,570.09</b>	<b>762,617.25</b>
<b>Fixed Assets</b>			
1502000 · Land & Land Impr-Capital Assets	14,074,827.75	14,074,827.75	0.00
1502050 · Land & Land Impr-Held for Lease	1,720,082.91	1,537,131.13	182,951.78
1502100 · Alcan Water Line	1.00	1.00	0.00
1502300 · Bldgs & Improvem-Capital Assets	8,515,160.43	8,519,141.43	-3,981.00
1502350 · Bldgs & Improvem-Held for Lease	4,060,508.32	4,043,402.88	17,105.44
1502400 · Office Equipment & Furniture	489,831.94	475,091.90	14,740.04
1502500 · Operating Equipment	3,526,931.91	3,673,564.57	-146,632.66
1502501 · Equipment - Marina	316,721.60	305,221.60	11,500.00
1502550 · Lease Assets	569,146.74	434,701.63	134,445.11
1502555 · Accumulated Amortization	-47,962.31	-104,402.19	56,439.88
1502600 · Computer Software	32,872.24	32,872.24	0.00
1502800 · Acc Dep-Bldg & Impr-Cap Assets	-6,906,904.54	-6,722,169.54	-184,735.00
1502850 · Acc Dep Bldg & Impr-Held for Le	-2,445,921.00	-2,331,837.00	-114,084.00
1502900 · Acc Dep - Operating Equip	-2,451,505.33	-2,554,080.33	102,575.00
1502905 · Acc Dep - Marina equipment	-238,569.00	-239,567.00	998.00
1503000 · Acc Dep - Office Equipment	-468,900.46	-462,481.46	-6,419.00
1503100 · Acc Dep-Land & Impr-Cap Assets	-8,623,469.11	-8,048,916.11	-574,553.00
1503101 · Acc Dep - Computer Software	-32,872.00	-32,872.00	0.00

Port of Oswego Authority  
**Balance Sheet**  
As of December 31, 2024

	<u>Dec 31, 24</u>	<u>Dec 31, 23</u>	<u>\$ Change</u>
1503150 · Acc Dep Land & Impr-Held for Le	-166,594.00	-96,532.00	-70,062.00
1503200 · Acc Dep - Lease Asset	-158,555.00	-158,555.00	0.00
1503600 · Equipment - New or Replacement	5,873.58	59,757.49	-53,883.91
1504000 · Cap Imp-Osw.Marina bldg update	13,096.72	0.00	13,096.72
1504200 · Cap Imp - Warehouse roof	38,790.00	0.00	38,790.00
1504900 · Cap Imp - Gas Dock improvements	0.00	1,031.76	-1,031.76
1505600 · Cap Imp - Agricultural Center	14,978,466.74	14,586,384.39	392,082.35
1505700 · Cap Imp - Marina Pumpout System	11,066.79	7,500.00	3,566.79
1505800 · Cap Imp - Railcar conveyor	0.00	11,546.14	-11,546.14
1505900 · Cap Imp - '23 PFRAP Pin 3935.88	185,349.58	0.00	185,349.58
1506000 · Cap Imp - Marina sewer imprvmt	7,840.00	0.00	7,840.00
1506400 · Cap Imp - Warehouse doors	0.00	17,105.44	-17,105.44
1506401 · Cap Imp - Elect. Railcar Mover	15,012.00	0.00	15,012.00
1506600 · Cap Imp - RV Park	0.00	123,858.04	-123,858.04
1507300 · Cap Imp - Scales	44,198.00	93,603.23	-49,405.23
1507400 · Cap Imp-Marina elect. upgrade	0.00	57,955.02	-57,955.02
1507500 · Cap Imp-Marina Hoist Dock rehab	51,189.00	0.00	51,189.00
1507800 · Cap Imp - FEMA-West 2017	3,974,401.56	384,444.69	3,589,956.87
1507802 · Cap Imp - FEMA-East 2017	1,689,658.29	1,688,536.56	1,121.73
1508600 · Cap Imp-REDI 19515-Goble Marina	2,085,667.04	1,939,094.60	146,572.44
<b>Total Fixed Assets</b>	<u>34,865,441.39</u>	<u>31,315,360.86</u>	<u>3,550,080.53</u>
<b>Other Assets</b>			
1100105 · Long Term Lease Receivable	1,048,311.25	987,442.59	60,868.66
1100106 · Interest Receivable	3,044.43	2,256.42	788.01
1800000 · Pension - Deferred Outflow	416,815.00	-190,195.00	607,010.00
1800001 · Deferred Outflow - OPEB	251,739.00	385,391.00	-133,652.00
<b>Total Other Assets</b>	<u>1,719,909.68</u>	<u>1,184,895.01</u>	<u>535,014.67</u>
<b>TOTAL ASSETS</b>	<u><u>39,690,538.41</u></u>	<u><u>34,842,825.96</u></u>	<u><u>4,847,712.45</u></u>
<b>LIABILITIES &amp; EQUITY</b>			
<b>Liabilities</b>			
<b>Current Liabilities</b>			
<b>Accounts Payable</b>			
2000100 · Accounts Payable	613,304.55	634,840.13	-21,535.58
<b>Total Accounts Payable</b>	<u>613,304.55</u>	<u>634,840.13</u>	<u>-21,535.58</u>
<b>Credit Cards</b>			
2000101 · Key Bank - Bill Mastercard	2,235.30	2,565.25	-329.95
2000103 · Lowe's credit card	284.80	42.85	241.95
<b>Total Credit Cards</b>	<u>2,520.10</u>	<u>2,608.10</u>	<u>-88.00</u>
<b>Other Current Liabilities</b>			
2000200 · Retainage Payable	161,872.61	66,431.76	95,440.85
2000300 · Accounts Payable Other	46,559.83	498.63	46,061.20
2000610 · Deposits received	25,000.00	0.00	25,000.00
2000700 · Refund payable	181,658.15	0.00	181,658.15
2001000 · Accrued Salaries	37,372.40	37,502.49	-130.09
2001200 · Accrued Compensation	74,102.28	58,468.03	15,634.25
2001600 · Accrued NYS Retirement Withheld	1,310.82	1,051.18	259.64

Port of Oswego Authority  
**Balance Sheet**  
As of December 31, 2024

	<u>Dec 31, 24</u>	<u>Dec 31, 23</u>	<u>\$ Change</u>
2001700 · NYS Retirement Loan Withheld	964.00	810.00	154.00
2001800 · NYS Retirement Arrears Withheld	488.88	0.00	488.88
2002700 · Accrued NYS PFL withheld	2,667.73	1,703.31	964.42
2003000 · #1570A Pension Fund	57,104.25	101,376.75	-44,272.50
2003100 · 1570 1% Checkoff Withheld	815.82	1,438.18	-622.36
2003200 · 1570 1/10% Checkoff Withheld	81.51	143.82	-62.31
2003300 · 1570A 9/10% Checkoff Withheld	734.20	1,294.37	-560.17
2003401 · 1570A Local Dues Withheld	1,359.63	2,566.52	-1,206.89
2003600 · CSEA dues Withheld	0.00	262.86	-262.86
2003800 · Deferred Comp Liability	0.00	561.51	-561.51
2004000 · Accrued AFLAC - cancer withheld	0.00	468.60	-468.60
2004200 · Accrue AFLAC- accident withheld	0.00	121.92	-121.92
2004300 · Accrued AFLAC-STD withheld	0.00	281.04	-281.04
2004400 · Accrued AFLAC-Hosp Adv withheld	0.00	214.20	-214.20
2004500 · Accrued Mass Mutual withheld	-184.26	-167.75	-16.51
2005600 · Payments on Insurance Claims	961.95	961.95	0.00
2005700 · Short Term Lease Liability	167,785.23	92,452.63	75,332.60
2550000 · Sales Tax Payable	-13,996.35	-10,514.59	-3,481.76
<b>Total Other Current Liabilities</b>	<u>746,658.68</u>	<u>357,927.41</u>	<u>388,731.27</u>
<b>Total Current Liabilities</b>	1,362,483.33	995,375.64	367,107.69
<b>Long Term Liabilities</b>			
2500400 · NYS Retirement Employer Contri	0.00	10,289.00	-10,289.00
2500500 · Advances from NYS	3,405,925.71	3,455,925.71	-50,000.00
2500600 · Vehicle Note Payable	39,734.32	46,694.54	-6,960.22
2501400 · OPEB liability	1,655,480.00	1,559,497.00	95,983.00
2501700 · LOC 1753 Pathfinder-Goble/FEMA	1,400,000.00	0.00	1,400,000.00
2502200 · Note Payable-SANY Forklift-LEAF	375,488.08	442,637.96	-67,149.88
2502300 · Note Payable-SANY Wheel Loader	214,324.33	0.00	214,324.33
2503500 · Long Term Lease Liability	202,277.24	82,846.00	119,431.24
2600000 · Net Pension Liability - ERS	491,403.00	-187,532.00	678,935.00
2800001 · Deferred Inflow - OPEB	878,276.00	1,084,415.00	-206,139.00
2800002 · Deferred Inflow - Lessor	1,327,661.73	1,084,980.40	242,681.33
<b>Total Long Term Liabilities</b>	<u>9,990,570.41</u>	<u>7,579,753.61</u>	<u>2,410,816.80</u>
<b>Total Liabilities</b>	11,353,053.74	8,575,129.25	2,777,924.49
<b>Equity</b>			
3000500 · Contributed Capital	144,946.00	144,946.00	0.00
3001000 · Contributed Capital - Federal	45,777.00	45,777.00	0.00
3001500 · Grant from NYS	2,253,367.90	2,253,367.90	0.00
3001600 · Grant MultiCodul Capital Proj	2,073,783.33	2,073,783.33	0.00
3001700 · Grant-MultiModal	370,000.00	370,000.00	0.00
3001800 · Grant Energy Savings	60,000.00	60,000.00	0.00
3005000 · Retained Earnings	20,302,491.02	19,678,911.68	623,579.34
<b>Net Income</b>	<u>3,087,119.42</u>	<u>1,640,910.80</u>	<u>1,446,208.62</u>
<b>Total Equity</b>	<u>28,337,484.67</u>	<u>26,267,696.71</u>	<u>2,069,787.96</u>
<b>TOTAL LIABILITIES &amp; EQUITY</b>	<u><u>39,690,538.41</u></u>	<u><u>34,842,825.96</u></u>	<u><u>4,847,712.45</u></u>



**Port of Oswego Authority**  
**Profit & Loss Statement**  
December 2024

	Period to Date			Year to Date					
	Actual	Prior	Budget	Actual	Prior	Variance To Prior	Budget	\$ Over Budget	% Variance from Budget
<b>Ordinary Income/Expense</b>									
<b>Income</b>									
4000000 · Storage	46,065.75	46,812.93	32,791.67	327,163.27	213,207.42	113,955.85	295,124.99	32,038.28	10.9%
4100000 · Dockage	4,669.79	9,520.79	11,111.11	55,914.73	88,750.95	-32,836.22	100,000.00	-44,085.27	-44.1%
4200000 · Wharfage	11,744.33	45,649.65	25,555.54	129,870.53	219,635.60	-89,765.07	230,000.00	-100,129.47	-43.5%
4300000 · Loading and Unloading	69,020.21	65,114.35	51,708.33	387,120.10	400,527.87	-13,407.77	465,375.01	-78,254.91	-16.8%
4400000 · Rental	32,720.01	33,138.39	58,688.80	597,232.29	474,757.69	122,474.60	528,199.20	69,033.09	13.1%
4500000 · Misc Income	19,348.90	48,455.45	35,975.00	240,896.50	298,208.07	-57,311.57	323,775.00	-82,878.50	-25.6%
4600000 · Stevedoring	107,140.27	163,044.37	135,111.11	587,484.56	1,185,530.09	-598,045.53	1,216,000.00	-628,515.44	-51.7%
4750000 · Profit Share	0.00	85,911.12	7,500.00	0.00	85,911.12	-85,911.12	67,500.00	-67,500.00	-100.0%
4800000 · Marina Income	5,050.00	1,300.00	28,000.00	646,652.21	669,120.25	-22,468.04	737,360.00	-90,707.79	-12.3%
4850000 · RV Park	0.00	0.00	0.00	3,360.00	0.00	3,360.00	2,000.00	1,360.00	68.0%
<b>Total Income</b>	<b>295,759.26</b>	<b>498,947.05</b>	<b>386,441.56</b>	<b>2,975,694.19</b>	<b>3,635,649.06</b>	<b>-659,954.87</b>	<b>3,965,334.20</b>	<b>-989,640.01</b>	<b>-25.0%</b>
<b>Cost of Goods Sold</b>									
4900000 · Cost of Goods Sold	0.00	0.00	0.00	290,442.60	329,068.21	-38,625.61	340,000.00	-49,557.40	-14.6%
<b>Total COGS</b>	<b>0.00</b>	<b>0.00</b>	<b>0.00</b>	<b>290,442.60</b>	<b>329,068.21</b>	<b>-38,625.61</b>	<b>340,000.00</b>	<b>-49,557.40</b>	<b>-14.6%</b>
<b>Gross Profit</b>	<b>295,759.26</b>	<b>498,947.05</b>	<b>386,441.56</b>	<b>2,685,251.59</b>	<b>3,306,580.85</b>	<b>-621,329.26</b>	<b>3,625,334.20</b>	<b>-940,082.61</b>	<b>-25.9%</b>
<b>Expense</b>									
5000000 · Personal Service	139,078.60	168,264.77	120,751.03	1,184,235.56	1,246,451.29	-62,215.73	1,256,430.19	-72,194.63	-5.7%
605000a · Travel Expense	1,641.25	96.92	708.33	9,694.10	5,144.13	4,549.97	6,375.00	3,319.10	52.1%
610000a · Auto Expense	79.19	0.00	333.33	498.20	3,366.83	-2,868.63	3,000.00	-2,501.80	-83.4%
611000a · Fuel expense	4,017.95	6,755.75	3,933.33	24,814.93	35,069.21	-10,254.28	35,400.00	-10,585.07	-29.9%
615000a · Office Supplies	1,330.27	7,635.24	5,250.00	42,923.30	53,447.75	-10,524.45	47,250.00	-4,326.70	-9.2%
6150200 · General Insurance Expense	27,884.59	28,688.28	29,046.92	254,513.79	249,877.90	4,635.89	261,422.25	-6,908.46	-2.6%
620000a · Advertising & Printing	4,119.12	4,724.03	3,333.33	21,616.21	33,888.75	-12,272.54	30,000.00	-8,383.79	-27.9%
625000a · Communications	1,312.40	649.44	916.67	7,508.44	7,047.55	460.89	8,250.00	-741.56	-9.0%
6260000 · FTZ expenses	1,250.00	1,250.00	83.33	2,150.00	1,895.00	255.00	750.00	1,400.00	186.7%
630000a · Fuel, Light & Power	3,291.64	6,083.46	5,166.67	58,761.71	43,512.23	15,249.48	46,500.00	12,261.71	26.4%
635000a · Household Supplies	2,697.39	1,253.71	2,208.33	17,527.86	19,818.00	-2,290.14	19,875.00	-2,347.14	-11.8%
640000a · Payroll Taxes	8,327.82	9,312.48	0.00	82,990.80	84,230.92	-1,240.12	0.00	82,990.80	100.0%
645000a · Health Insurances	23,852.70	20,864.49	0.00	232,429.25	202,025.85	30,403.40	0.00	232,429.25	100.0%
6500000 · ILA Pension	34,807.50	52,658.44	33,333.33	221,407.88	306,441.02	-85,033.14	300,000.01	-78,592.13	-26.2%
6520000 · CSEA Workboots/Workclothes	0.00	0.00	83.33	810.92	783.07	27.85	750.00	60.92	8.1%
655000a · Special Supplies	11,570.05	15,214.81	6,250.00	66,083.77	76,963.96	-10,880.19	56,250.00	9,833.77	17.5%
655130a · Spec Supp & Ex - Metered Water	0.00	0.00	291.67	2,262.94	1,971.23	291.71	2,625.00	-362.06	-13.8%
6551500 · Spec Supp & Ex - Comm Support	0.00	0.00	1,062.50	10,800.00	12,725.00	-1,925.00	9,562.50	1,237.50	12.9%
6560000 · Professional Services	7,011.71	7,425.75	11,166.67	119,968.48	154,226.03	-34,257.55	100,500.00	19,468.48	19.4%

**Port of Oswego Authority**  
**Profit & Loss Statement**  
December 2024

	Period to Date			Year to Date					
	Actual	Prior	Budget	Actual	Prior	Variance To Prior	Budget	\$ Over Budget	% Variance from Budget
6570000 · Marina Supp & Expenses	505.33	857.16	1,211.31	73,560.90	51,491.14	22,069.76	58,366.08	15,194.82	26.0%
6580000 · Education/Training	0.00	-69.00	24.92	995.00	0.00	995.00	224.25	770.75	343.7%
6590000 · Technical Services	8,730.75	4,960.00	1,643.12	13,125.00	15,400.00	-2,275.00	14,788.05	-1,663.05	-11.2%
660000a · Repairs & Maintenance	11,320.47	14,627.28	6,333.33	141,490.10	95,490.50	45,999.60	57,000.00	84,490.10	148.2%
6660000 · Repairs due to ILA accidents	0.00	0.00	0.00	0.00	1,214.36	-1,214.36	0.00	0.00	0.0%
6670000 · House Gasoline	0.00	0.00	0.00	1,619.18	1,296.21	322.97	0.00	1,619.18	100.0%
6700000 · Rentals	3,485.16	6,965.00	1,041.67	3,485.16	38,133.31	-34,648.15	9,375.00	-5,889.84	-62.8%
6700200 · Lease-Track Mobile	0.00	0.00	2,558.00	0.00	0.00	0.00	23,022.00	-23,022.00	-100.0%
6700300 · Lease - other equipment leases	0.00	1,196.00	14,488.00	23,196.00	7,029.00	16,167.00	136,092.00	-112,896.00	-83.0%
6700301 · Lease - vehicles	0.00	0.00	292.92	0.00	0.00	0.00	2,636.28	-2,636.28	-100.0%
6750000 · Write offs	0.00	0.00	0.00	0.00	1.36	-1.36	0.00	0.00	0.0%
6800000 · Museum	360.00	893.82	750.00	5,027.07	7,626.58	-2,599.51	6,750.00	-1,722.93	-25.5%
6850000 · Interest Expense	16,297.50	3,673.16	3,333.33	77,558.78	32,608.53	44,950.25	30,000.00	47,558.78	158.5%
6900000 · Freight Expense	92.99	1,287.96	458.33	7,966.45	17,075.44	-9,108.99	4,125.00	3,841.45	93.1%
<b>Total Expense</b>	<b>313,064.38</b>	<b>365,268.95</b>	<b>256,053.70</b>	<b>2,709,021.78</b>	<b>2,806,252.15</b>	<b>-97,230.37</b>	<b>2,527,318.61</b>	<b>181,703.17</b>	<b>7.2%</b>
<b>Net Ordinary Income</b>	<b>-17,305.12</b>	<b>133,678.10</b>	<b>130,387.86</b>	<b>-23,770.19</b>	<b>500,328.70</b>	<b>-524,098.89</b>	<b>1,098,015.59</b>	<b>-1,121,785.78</b>	<b>-102.2%</b>
<b>Other Income/Expense</b>									
<b>Other Income</b>									
8999999 · Interest Income - Leases	3,044.20	2,256.56	0.00	30,180.06	21,273.28	8,906.78	0.00	30,180.06	100.0%
9000000 · Interest Income	1,393.25	4,488.39	3,000.00	22,357.75	37,264.93	-14,907.18	27,000.00	-4,642.25	-17.2%
9000001 · Grant - Agricultural Center	0.00	0.00	0.00	385,430.01	21,519.89	363,910.12	230,966.58	154,463.43	66.9%
9000011 · Grants - miscellaneous	0.00	0.00	0.00	0.00	0.00	0.00	800.00	-800.00	-100.0%
9000014 · NYS Grant Pin 3935.59 ET Pier	0.00	0.00	0.00	36,258.94	207,952.81	-171,693.87	36,259.41	-0.47	0.0%
9000017 · FEMA DR 4348	0.00	0.00	638,081.37	2,590,110.64	311,209.66	2,278,900.98	4,149,175.85	-1,559,065.21	-37.6%
9000020 · Auction / Sale of equipment	0.00	0.00	0.00	0.00	265,000.00	-265,000.00	0.00	0.00	0.0%
9001400 · REDI - Goble Marina	0.00	0.00	0.00	96,358.31	398,525.09	-302,166.78	181,223.04	-84,864.73	-46.8%
9001700 · NYS Grant Pin 3539.88 Track/Sto	104,753.92	0.00	0.00	104,753.92	0.00	104,753.92	0.00	104,753.92	100.0%
<b>Total Other Income</b>	<b>109,191.37</b>	<b>6,744.95</b>	<b>641,081.37</b>	<b>3,265,449.63</b>	<b>1,262,745.66</b>	<b>2,002,703.97</b>	<b>4,625,424.88</b>	<b>-1,359,975.25</b>	<b>-29.4%</b>
<b>Other Expense</b>									
9005500 · Amortization Expense	16,696.32	13,179.03	0.00	154,560.02	122,163.56	32,396.46	0.00	154,560.02	100.0%
<b>Total Other Expense</b>	<b>16,696.32</b>	<b>13,179.03</b>	<b>0.00</b>	<b>154,560.02</b>	<b>122,163.56</b>	<b>32,396.46</b>	<b>0.00</b>	<b>154,560.02</b>	<b>100.0%</b>
<b>Net Other Income</b>	<b>92,495.05</b>	<b>-6,434.08</b>	<b>641,081.37</b>	<b>3,110,889.61</b>	<b>1,140,582.10</b>	<b>1,970,307.51</b>	<b>4,625,424.88</b>	<b>-1,514,535.27</b>	<b>-32.7%</b>
<b>Net Income</b>	<b>75,189.93</b>	<b>127,244.02</b>	<b>771,469.23</b>	<b>3,087,119.42</b>	<b>1,640,910.80</b>	<b>1,446,208.62</b>	<b>5,723,440.47</b>	<b>-2,636,321.05</b>	<b>-46.1%</b>

# Exhibit C-2



**Port of Oswego Authority  
Imprest Bills**

December 3, 2024  
W-98

<b>Avaya Financial Services</b>	Phone Lease	<b>\$2,145.50</b>
<b>Burke's Do-it-Best Home Center</b>	Shop Use Items - Misc. Nuts & Bolts, Leather Gloves, Carbide Blades, Drill Bits, & Plunger	<b>\$150.19</b>
<b>C&amp;S Engineers, Inc.</b>	Professional Services - Grain Handling , Construction Administration	<b>\$2,665.11</b>
<b>Glider Oil</b>	Port Propane, Port Diesel	<b>\$904.29</b>
<b>Key Bank - B</b>	Monthly Credit Card Charges	<b>\$6,160.34</b>
<b>NaGr #-09104 Lighting-1 Gate, 1 NE Corner</b>	Electric Supply & Delivery (1 Account)	<b>\$120.72</b>
<b>PathFinder Bank - LOC</b>	Interest Payment on LOC	<b>\$674.17</b>
<b>PathFinder Bank - LOC (Goble/FEMA)</b>	Interest Payment on LOC	<b>\$8,122.13</b>
<b>Tracey Road Equipment, Inc.</b>	Rental of Hitachi Excavator & Kobelco Excavator for Fitzgibbons & Marina Excavation	<b>\$4,800.00</b>
		<hr/> <b>\$25,742.45</b>

**Port of Oswego Authority  
Imprest Bills**

December 3, 2024  
W-99

**A.N. Martin Systems LLC**

20' Extension En Masse Conveyor for Silo

**\$110,267.28**

---

**\$110,267.28**

**Port of Oswego Authority  
Imprest Bills**

December 6, 2024  
W-100

**WD Malone Trucking & Excavating, Inc.**  
WT Repairs Pay Apps #7

**\$630,307.39**

---

**\$630,307.39**



**Port of Oswego Authority  
Imprest Bills**

December 10, 2024  
W-103

<b>AmVet Office Supplies, LLC</b>		<b>\$65.27</b>
	Office Supplies - Batteries, Hooks, Binder Clips, White-Out Tape	
<b>Benefit Resource, Inc.</b>		<b>\$100.00</b>
	Monthly Administration Fee	
<b>Butler Disposal Systems Inc</b>		<b>\$110.00</b>
	Container Lift & Fuel Surcharge	
<b>CIT Group Inc</b>		<b>\$2,558.00</b>
	Trackmobile Lease	
<b>Computer Outlet North, Inc.</b>		<b>\$216.00</b>
	Monthly E-Mails & Cloud Back-up, & Monitoring Application	
<b>CSX Transportation</b>		<b>\$150.00</b>
	Rail Demurrage	
<b>Ed &amp; Ed Business Technology, Inc.</b>		<b>\$84.04</b>
	Contract Charge for Copier	
<b>Glider Oil</b>		<b>\$208.40</b>
	Port Propane	
<b>Lazarek, Inc.</b>		<b>\$1,251.36</b>
	Delivered Crushed Bank Run Gravel for Fitzgibbons Property road	
<b>LEAF</b>		<b>\$11,745.62</b>
	Heavy Duty Forklift Monthly Payment & Wheel Loader Monthly Payment	
<b>NaGr #-40109 Electric Derrick</b>		<b>\$20.40</b>
	Electric Delivery & Supply	
<b>NaGr #-47025 Marina - Pier B</b>		<b>\$35.46</b>
	Electric Delivery & Supply	
<b>NaGr #-83002 - 22 Mercer - Security Pole</b>		<b>\$25.41</b>
	Electric Delivery & Supply	
<b>Operation Oswego County Foundation</b>		<b>\$1,400.00</b>
	Collaborative Ad between Operation Oswego County & POA	
<b>Oswego Auto Parts</b>		<b>\$64.93</b>
	Shop Usw Items - Antifreeze & Air Brake Compressor/Governor	
<b>Paychex</b>		<b>\$991.25</b>
	Payroll Administration & Fees	
<b>Paychex</b>		<b>\$1,217.15</b>
	Payroll Administration & Fees	

**Port of Oswego Authority  
Imprest Bills**

December 10, 2024  
W-103

<b>S&amp;B Computer and Office Products, Inc.</b>		<b>\$217.26</b>
	Office Supplies, Bottled Water, Self-Inking Stamp, Port Water, & Credits	
<b>Steel Sales Inc.</b>		<b>\$14,269.68</b>
	Steel for Marina Repairs	
<b>SUNY Oswego</b>		<b>\$8,730.75</b>
	Payroll for Probe Lab Students	
<b>Tractor Supply Credit Plan</b>		<b>\$109.99</b>
	Monthly Credit Card Charges	
<b>Verizon Business</b>		<b>\$128.40</b>
	Cell Phones for Bill Scriber, Pat McMahon, George Lundy, & Tammy DeCarr	
		<hr/> <b>\$43,699.37</b>

Port of Oswego Authority  
Imprest Bills

December 12, 2024  
W-104

Eagle Associates of Cazenovia, LLC  
Pay Apps #8  
Pay Apps #9

**\$290,646.60**  
\$276,114.27  
\$14,532.33  

---

**\$290,646.60**



**Port of Oswego Authority  
Imprest Bills**

December 17, 2024

W-106

<b>4Imprint, Inc.</b>		<b>\$180.16</b>
	Promotional Items - Note Pads with Port Logo	
<b>Bond, Schoeneck &amp; King, PLLC</b>		<b>\$827.50</b>
	Legal Matters through 09/30/2024 & ILA Negotiations through 09/30/2024	
<b>Bousquet Holstein PLLC</b>		<b>\$377.25</b>
	Legal Matters - General Counsel through 11/26/2024	
<b>Butler Disposal Systems Inc</b>		<b>\$243.65</b>
	Trash & Recycle Service, Dumpster Rental, & Fuel Surcharge	
<b>Chirello Advertising</b>		<b>\$2,719.12</b>
	Advertising - November 2024	
<b>City of Oswego Water - #005071-000</b>		<b>\$180.00</b>
	Water & Sewer - H. Lee White	
<b>City of Oswego Water - #005430-000</b>		<b>\$180.00</b>
	Water & Sewer - West Side Dock	
<b>City of Oswego Water - #005825-000</b>		<b>\$180.00</b>
	Water & Sewer - 11 Lake Street	
<b>CSX Transportation</b>		<b>\$1,050.00</b>
	Demurrage - Week starting 11/25/2024	
<b>Glider Oil</b>		<b>\$1,549.21</b>
	Port Diesel, Port Propane, & Credits	
<b>Haun Welding Supply Inc.</b>		<b>\$184.72</b>
	Cylinder Rental - November, & Cylinder Lease (1 Year)	
<b>Hurtubise Tire, Inc.</b>		<b>\$782.00</b>
	International Loader 2 Tires Re-Sealed & Labor, & T-Rex Flat Tire Repair & Labor	
<b>National Grid</b>		<b>\$7,270.81</b>
	Electric Delivery & Supply (8 Accounts)	
<b>Pitney Bowes Global Financial Serv LLC</b>		<b>\$201.18</b>
	Postage Machine Lease	
<b>S&amp;B Computer and Office Products, Inc.</b>		<b>\$268.17</b>
	USGS Water, Office Supplies, & Housekeeping Items	
<b>State Insurance Fund</b>		<b>\$738.43</b>
	Worker's Compensation Monthly Installment	
<b>WEX Inc.</b>		<b>\$167.12</b>
	Fuel for Port Vehicles	

---

**\$17,099.32**

**Port of Oswego Authority  
Imprest Bills**

December 18 - 23, 2024

W-107

<b>AmVet Office Supplies, LLC</b>		<b>\$176.88</b>
	Promotional Items, Office Supplies	
<b>Business Council of NYS, Inc.</b>		<b>\$374.84</b>
	Life, AD&D, & LTD Insurance	
<b>CSEA Employee Benefit Fund</b>		<b>\$1,517.48</b>
	Employee Dental & Vision Insurance	
<b>Davis Bros. Inc.</b>		<b>\$2,557.34</b>
	Employee Appreciation - Hams & Turkeys	
<b>Glider Oil</b>		<b>\$876.39</b>
	Port Propane	
<b>GM Financial Leasing</b>		<b>\$292.92</b>
	Monthly Equinox Lease Payment	
<b>Lowe's</b>		<b>\$191.64</b>
	Monthly Credit Card Charges	
<b>Onondaga Co. Industrial Development Agy.</b>		<b>\$1,250.00</b>
	FTZ Service Fee	
<b>PathFinder Bank - 2024 Chevy P/U</b>		<b>\$833.15</b>
	Monthly Vehicle Loan Payment	
<b>Paychex</b>		<b>\$1,436.46</b>
	Payroll Administration & Fees	
<b>Paychex</b>		<b>\$997.50</b>
	Payroll Administration & Fees	
<b>Pullen's Plumbing &amp; Heating Supply</b>		<b>\$29.88</b>
	3/8" Water Shut Off (Men's Restroom Sink Repair)	
<b>S&amp;B Computer and Office Products, Inc.</b>		<b>\$39.95</b>
	USGS Water Cooler Rental, Port Water Cooler Rental	
<b>Shark Welding &amp; Repair Service</b>		<b>\$14,880.00</b>
	Marina Hoist Demo & Repair	
<b>Taylor Northeast, Inc.</b>		<b>\$12,558.00</b>
	Froklift Rentals (13 Rentals)	
<b>Thomas Schneider</b>		<b>\$7,248.06</b>
	Consultant to POA Board	
		<hr/> <b>\$45,260.49</b>

**Port of Oswego Authority  
Imprest Bills**

December 31, 2024

W-111

<b>A.N. Martin Systems LLC</b>	Labor, Service Call, & Rotary Switch	<b>\$940.50</b>
<b>Avaya Financial Services</b>	Phone Lease	<b>\$2,145.50</b>
<b>Butler Disposal Systems Inc</b>	Container Delivery, 30-Yard Rolloff Haul, Fuel Surcharge Oswego County Disposal Fees, & Container Lift	<b>\$524.40</b>
<b>C&amp;S Engineers, Inc.</b>	Professional Services - FEMA/West Terminal Repairs, & FEMA/West Terminal Repairs Construction Inspection	<b>\$50,019.09</b>
<b>Cintas</b>	Work Uniforms & Floor Mats	<b>\$507.36</b>
<b>Computer Outlet North, Inc.</b>	10-Hour Service Agreement, Troubleshooting Scale Office PC & Garage PC, Dell Optiplex Slimline, Intel i7 16GB RAM	<b>\$1,804.00</b>
<b>Cooper Electric</b>	HIB Lamp & TD Fuse for Misc. Port Equipment	<b>\$71.56</b>
<b>Glider Oil</b>	Port Diesel, Port Propane, & Credit	<b>\$1,130.29</b>
<b>LEAF</b>	Copier Lease	<b>\$156.99</b>
<b>NaGr #-05002 Gas &amp; Elec New Garage</b>	Electric Delivery & Supply (2 Months - Never Invoiced the Port!)	<b>\$626.87</b>
<b>NaGr #-10106 Electric - Barrel Bldg.</b>	Electric Delivery & Supply (3 Months - Never Invoiced the Port!)	<b>\$61.20</b>
<b>NaGr #-38103 Gas &amp; Elec Main Warehouse</b>	Electric Delivery & Supply	<b>\$1,892.95</b>
<b>Oswego Auto Parts</b>	Shop Use Items - Fittings, Oil Filter for Skid Steer, Anti-Seize, Chain Cable Lube, Motor Oil & Filter for F250, & Halogen Beans for Freightliner Tractor	<b>\$730.54</b>
<b>PathFinder Bank - LOC</b>	Interest Expense on LOC	<b>\$2,378.46</b>
<b>Paychex</b>	Payroll Administration & Fees	<b>\$1,537.68</b>
<b>S&amp;B Computer and Office Products, Inc.</b>	Office Supplies, USGS Water, & Credits	<b>\$104.80</b>
<b>Taylor Northeast, Inc.</b>		<b>\$299.45</b>

**Port of Oswego Authority**  
**A/P Aging Summary**  
**As of December 31, 2024**

	Current	1 - 30	31 - 60	61 - 90	91 - 120	> 120	TOTAL
A.N. Martin Systems LLC	76,153.30	0.00	0.00	0.00	0.00	0.00	76,153.30
Aflac	954.36	0.00	0.00	0.00	0.00	0.00	954.36
AMCS Group, Inc.	525.00	0.00	0.00	0.00	0.00	0.00	525.00
AmVet Office Supplies, LLC	73.35	0.00	0.00	0.00	0.00	0.00	73.35
Benefit Resource, Inc.	100.00	0.00	0.00	0.00	0.00	0.00	100.00
Brady Systems	0.00	0.00	0.00	18,088.00	0.00	0.00	18,088.00
Burke's Do-it-Best Home Center	14.47	0.00	0.00	0.00	0.00	0.00	14.47
C&S Engineers, Inc.	24,343.58	0.00	0.00	0.00	0.00	0.00	24,343.58
Cintas	161.58	0.00	0.00	0.00	0.00	0.00	161.58
CIT Group Inc	2,558.00	0.00	0.00	0.00	0.00	0.00	2,558.00
Cooper Electric	189.55	0.00	0.00	0.00	0.00	0.00	189.55
CSX Transportation	0.00	1,575.00	0.00	0.00	0.00	0.00	1,575.00
FitzGibbons Agency LLC	64,990.00	0.00	0.00	0.00	0.00	0.00	64,990.00
Glider Oil	919.80	0.00	0.00	0.00	0.00	0.00	919.80
J&A Mechanical Contractors, Inc.	901.80	0.00	0.00	0.00	0.00	0.00	901.80
Key Bank - B	3,082.55	0.00	0.00	0.00	0.00	0.00	3,082.55
LEAF	11,745.62	0.00	0.00	0.00	0.00	0.00	11,745.62
LexisNexis	206.00	0.00	0.00	0.00	0.00	0.00	206.00
NaGr #-04008 Security Gate, Entrance Elec	362.33	0.00	0.00	0.00	0.00	0.00	362.33
NaGr #-05002 Gas & Elec New Garage	207.75	0.00	0.00	0.00	0.00	0.00	207.75
NaGr #-09104 Lighting-1 Gate, 1 NE Corner	120.14	0.00	0.00	0.00	0.00	0.00	120.14
NaGr #-10106 Electric - Barrel Bldg.	20.40	0.00	0.00	0.00	0.00	0.00	20.40
NYS Dept of Environmental Conservation	110.00	0.00	0.00	0.00	0.00	0.00	110.00
Oswego Auto Parts	583.13	0.00	0.00	0.00	0.00	0.00	583.13
PathFinder Bank - LOC	1,371.41	0.00	0.00	0.00	0.00	0.00	1,371.41
PathFinder Bank - LOC (Goble/FEMA)	9,786.88	0.00	0.00	0.00	0.00	0.00	9,786.88
Raby's Ace Homecenter	18.52	0.00	0.00	0.00	0.00	0.00	18.52
Resilient Support Services, Inc.	280.77	0.00	0.00	0.00	0.00	0.00	280.77
S&B Computer and Office Products, Inc.	525.32	0.00	0.00	0.00	0.00	0.00	525.32
Shark Welding & Repair Service	7,680.00	0.00	0.00	0.00	0.00	0.00	7,680.00
Spectrum Business (Marina)	129.98	0.00	0.00	0.00	0.00	0.00	129.98
Spectrum Business (Port)	164.97	0.00	0.00	0.00	0.00	0.00	164.97
Taylor Northeast, Inc.	628.52	0.00	0.00	0.00	0.00	0.00	628.52
Tracey Road Equipment, Inc.	3,485.16	0.00	0.00	0.00	0.00	0.00	3,485.16
WD Malone	380,468.43	0.00	0.00	0.00	0.00	0.00	380,468.43
Wells Technology, Inc	549.16	0.00	0.00	0.00	0.00	0.00	549.16
WEX Inc.	229.72	0.00	0.00	0.00	0.00	0.00	229.72
<b>TOTAL</b>	<b>593,641.55</b>	<b>1,575.00</b>	<b>0.00</b>	<b>18,088.00</b>	<b>0.00</b>	<b>0.00</b>	<b>613,304.55</b>



## Port of Oswego Authority A/R Aging Summary As of December 31, 2024

	Current	1 - 30	31 - 60	61 - 90	91 - 120	> 120	TOTAL
*Transient	0.00	756.00	0.00	0.00	608.00	2,490.62	3,854.62 <sup>1</sup>
ARG International	16,369.58	1,064.26	-1,479.26	0.00	0.00	0.00	15,954.58
DeLong, Frederick	0.00	-375.00	0.00	0.00	0.00	0.00	-375.00
Garcia, Joe	0.00	864.00	0.00	0.00	608.00 <sup>2</sup>	0.00	1,472.00
General Services Admin.	9,016.41	0.00	0.00	0.00	0.00	0.00	9,016.41
Glencore LTD.	36,911.38	6,993.21	0.00	0.00	0.00	0.00	43,904.59
Goldman Sachs & Co	5,867.29	5,867.29	-0.01	0.00	0.00	0.00	11,734.57
GT Commodities (Gerald Metals)	0.00	5,843.57	0.00	0.00	0.00	0.00	5,843.57
Gunvor SA	33,477.34	0.00	0.00	0.00	0.00	0.00	33,477.34
Hartree Partners, LP	3,158.46	0.00	1,579.23	0.00	0.00	0.00	4,737.69
Heidelberg Materials (Lehigh)	10,179.96	5,734.84	0.00	0.00	0.00	0.00	15,914.80
Kerr, James	0.00	0.00	0.00	0.00	0.00	1,294.78 <sup>3</sup>	1,294.78
Lockwood, Jeremy	0.00	0.00	0.00	0.00	135.00 <sup>4</sup>	0.00	135.00
Manning, Greg	0.00	864.00	0.00	0.00	608.00	864.00	2,336.00 <sup>5</sup>
Marubeni America Corp.	91,859.10	0.00	0.00	0.00	0.00	0.00	91,859.10
McKeil Marine	5,270.06	1,475.50	1,475.50	6,767.56	0.00	0.00	14,988.62 <sup>6</sup>
McKemmie, James	0.00	0.00	0.00	0.00	513.00	0.00	513.00
Mitsubishi International Corporation	41,986.74	0.00	0.00	0.00	0.00	0.00	41,986.74
Novelis-Oswego Works	65.00	2,265.00	3,120.00	0.00	0.00	0.00	5,450.00
Nutrien Ag Solutions - CPS	386.78	0.00	0.00	0.00	0.00	0.00	386.78
Oswego Expeditions/Destination Expe...	0.00	-100.00	0.00	0.00	0.00	0.00	-100.00
Page Material Management	84.13	0.00	0.00	0.00	0.00	0.00	84.13
Ryan, Patrick	0.00	756.00	0.00	0.00	500.00	0.00	1,256.00
Shark-Attach, LLC	0.00	325.00	0.00	0.00	0.00	0.00	325.00
<b>TOTAL</b>	<b>254,632.23</b>	<b>32,333.67</b>	<b>4,695.46</b>	<b>6,767.56</b>	<b>2,972.00</b>	<b>4,649.40</b>	<b>306,050.32</b>

1. Collections letter sent

2. Tammy left message

3. Making payments

4. Tammy left message

5. Tammy left message

6. Contacted and paid oldest invoices

**Grants Receivable Summary**  
as of 12/31/2024

Project #		Name	Grant Receivable
FEMA 4348	37407	East & West Terminals	\$ 1,217,924.34
REDI Funds	19515	Goble Marina	\$ 242,643.71
PFRAP	3935.59	Goble Marina	\$ 100.47
DOT	3935	Agricultural Center	\$ 311,749.19
DOT	3935.65	East Terminal Track Rehab	\$ 2,729.07
DOT	3935.88	PFRAP - Addl. Track & Storage	\$ 104,753.92
			<u>\$ 1,879,900.70</u>

**Port of Oswego Authority**  
**Loan Summary**  
as of December 31, 2024

<u>Name</u>	<u>Loan Balance</u>	<u>Available</u>	<u>Rate</u>
NYS first advances	\$ 3,405,925.71	\$ -	0.000%
Pathfinder Bank - LOC	\$ -	\$ 500,000.00	7.500%
Pathfinder Bank - LOC FEMA/REDI	\$ 1,400,000.00	\$ -	7.500%
Note Payable - SANY Forklift	\$ 375,488.08	\$ -	7.750%
Note Payable - 2024 Chevy Silverado	\$ 39,734.32	\$ -	6.875%
Note Payable - SANY Wheel Loader	\$ 214,324.33	\$ -	6.750%

Port of Oswego Authority  
**Schedule of Assets**  
 As of December 31, 2024

	<u>Cost</u>	<u>Accum. Depr.</u>	<u>Net Book Value</u>
<b>Fixed Assets</b>			
1502000 · Land & Land Impr-Capital Assets	14,074,827.75	-8,623,469.11	5,451,358.64
1502050 · Land & Land Impr-Held for Lease	1,720,082.91	-166,594.00	1,553,488.91
1502100 · Alcan Water Line	1.00	0.00	1.00
1502300 · Bldgs & Improvem-Capital Assets	8,515,160.43	-6,906,904.54	1,608,255.89
1502350 · Bldgs & Improvem-Held for Lease	4,060,508.32	-2,445,921.00	1,614,587.32
1502400 · Office Equipment & Furniture	489,831.94	-468,900.46	20,931.48
1502500 · Operating Equipment	3,526,931.91	-2,451,505.33	1,075,426.58
1502501 · Equipment - Marina	316,721.60	-238,569.00	78,152.60
1502550 · Lease Assets	569,146.74	-158,555.00	410,591.74
1502600 · Computer Software	32,872.24	-32,872.24	0.00
<b>Total Fixed Assets</b>	<u>33,306,084.84</u>	<u>-21,493,290.68</u>	<u>11,812,794.16</u>



Port of Oswego Authority  
YTD Sales Report  
April through December 2024

Income	Apr - Dec 24	%	Apr - Dec 23	%	\$ Change
<b>4000000 · Storage</b>					
4000100 · Storage - Novelis	0.00	0.00%	5,000.00	0.14%	-5,000.00
4002800 · Storage - Marubeni	38,709.53	1.30%	23,994.65	0.66%	14,714.88
4002900 · Storage - Glencore	41,924.07	1.41%	33,597.81	0.92%	8,326.26
4003000 · Storage - Goldman Sachs	55,975.21	1.88%	10,865.88	0.30%	45,109.33
4003300 · Storage - ARG Intl.	32,836.01	1.10%	0.00	0.00%	32,836.01
4003400 · Storage - Mercuria	794.18	0.03%	8,315.46	0.23%	-7,521.28
4003500 · Storage - Mitsubishi	2,291.01	0.08%	155.89	0.00%	2,135.12
4003600 · Storage - The Andersons	0.00	0.00%	74,160.00	2.04%	-74,160.00
4003900 · Storage - Kuehne & Nagel	0.00	0.00%	290.05	0.01%	-290.05
4004100 · Storage - SQC Metals	67,574.89	2.27%	0.00	0.00%	67,574.89
4004200 · Storage - Gunvor	22,933.03	0.77%	0.00	0.00%	22,933.03
4004300 · Storage - Hartree Partners	7,106.41	0.24%	0.00	0.00%	7,106.41
4004400 · Storage - The DeLong Co.	11,484.11	0.39%	0.00	0.00%	11,484.11
4004500 · Storage - GT Commodities	12,873.68	0.43%	0.00	0.00%	12,873.68
4005000 · Storage - Miscellaneous	11,900.00	0.40%	24,675.88	0.68%	-12,775.88
4008100 · Storage - IXM	20,761.14	0.70%	32,151.80	0.88%	-11,390.66
<b>Total 4000000 · Storage</b>	<b>327,163.27</b>	<b>10.99%</b>	<b>213,207.42</b>	<b>5.86%</b>	<b>113,955.85</b>
<b>4100000 · Dockage</b>					
4100100 · Dockage - Algoma Central	3,771.69	0.13%	11,315.07	0.31%	-7,543.38
4100200 · Dockage - Lehigh (Heidelberg)	22,943.36	0.77%	20,565.12	0.57%	2,378.24
4102200 · Dockage - New England Steamship	0.00	0.00%	20,210.68	0.56%	-20,210.68
4102700 · Dockage - McKeil Marine	18,600.48	0.63%	29,272.08	0.81%	-10,671.60
4102900 · Dockage - WT Terminal	6,349.20	0.21%	3,663.00	0.10%	2,686.20
4105000 · Dockage - Miscellaneous	4,250.00	0.14%	3,725.00	0.10%	525.00
<b>Total 4100000 · Dockage</b>	<b>55,914.73</b>	<b>1.88%</b>	<b>88,750.95</b>	<b>2.44%</b>	<b>-32,836.22</b>
<b>4200000 · Wharfage</b>					
4200100 · Wharfage - Nutrien Ag	8,112.62	0.27%	17,995.16	0.49%	-9,882.54
4200200 · Wharfage - Lehigh (Heidelberg)	52,918.71	1.78%	65,506.60	1.80%	-12,587.89
4202500 · Wharfage - Marubeni	26,043.28	0.88%	29,805.07	0.82%	-3,761.79
4202700 · Wharfage - Glencore	10,363.61	0.35%	29,344.10	0.81%	-18,980.49
4203100 · Wharfage - Goldman Sachs	0.00	0.00%	22,817.14	0.63%	-22,817.14
4203300 · Wharfage - IXM	0.00	0.00%	39,171.39	1.08%	-39,171.39
4203500 · Wharfage - Mercuria	0.00	0.00%	9,724.64	0.27%	-9,724.64
4203600 · Wharfage - WT Terminal Oswego	8,845.82	0.30%	5,271.50	0.14%	3,574.32
4203900 · Wharfage - Gunvor	2,859.11	0.10%	0.00	0.00%	2,859.11
4205700 · Wharfage - Mitsubishi	14,295.72	0.48%	0.00	0.00%	14,295.72
4205800 · Wharfage - Hartree Partners LP	2,858.61	0.10%	0.00	0.00%	2,858.61
4205900 · Wharfage - ARG	3,573.05	0.12%	0.00	0.00%	3,573.05
<b>Total 4200000 · Wharfage</b>	<b>129,870.53</b>	<b>4.36%</b>	<b>219,635.60</b>	<b>6.04%</b>	<b>-89,765.07</b>
<b>4300000 · Loading and Unloading</b>					
4300200 · Loading and Un - Nutrien Ag	24,348.57	0.82%	47,896.26	1.32%	-23,547.69
4300300 · Loading and Un - Novelis	1,190.95	0.04%	2,320.00	0.06%	-1,129.05
4304900 · Loading and Un - Glencore	72,462.59	2.44%	57,602.08	1.58%	14,860.51
4305000 · Loading and Un - Miscellaneous	145.60	0.00%	1,560.00	0.04%	-1,414.40
4305100 · Loading and Un - Marubeni	75,981.09	2.55%	76,268.95	2.10%	-287.86
4305400 · Loading and Un - Goldman Sachs	2,097.64	0.07%	52,830.54	1.45%	-50,732.90
4305600 · Loading and Un - ARG Int.	9,803.09	0.33%	0.00	0.00%	9,803.09
4305700 · Loading and Un - IXM	47,495.35	1.60%	31,068.68	0.85%	16,426.67
4305800 · Loading and Un - Mercuria	0.00	0.00%	28,617.91	0.79%	-28,617.91
4305900 · Loading and Un - Mitsubishi	37,266.22	1.25%	911.07	0.03%	36,355.15

Port of Oswego Authority  
YTD Sales Report  
April through December 2024

Income	Apr - Dec 24	%	Apr - Dec 23	%	\$ Change
4306100 · Loading and Un - Anderson	0.00	0.00%	66,535.38	1.83%	-66,535.38
4306300 · Loading and Un - Kuehne&Nagel	0.00	0.00%	6,765.00	0.19%	-6,765.00
4306400 · Loading and Un - Spliethoff	0.00	0.00%	15,987.53	0.44%	-15,987.53
4306500 · Loading and Un - DSV Air & Sea	0.00	0.00%	12,164.47	0.33%	-12,164.47
4306600 · Loading and Un - SQC Metals	15.00	0.00%	0.00	0.00%	15.00
4306700 · Loading and Un - Gunvor	97,189.52	3.27%	0.00	0.00%	97,189.52
4306800 · Loading and Un - The Delong Co.	19,124.48	0.64%	0.00	0.00%	19,124.48
<b>Total 4300000 · Loading and Unloading</b>	<b>387,120.10</b>	<b>13.01%</b>	<b>400,527.87</b>	<b>11.02%</b>	<b>-13,407.77</b>
<b>4400000 · Rental</b>					
4400200 · Rental - DeLong, Fred	3,375.00	0.11%	3,375.00	0.09%	0.00
4400300 · Rental - Novelis	19,563.93	0.66%	19,093.15	0.53%	470.78
4400500 · Rental - General Svcs Admin	88,080.04	2.96%	79,770.21	2.19%	8,309.83
4400600 · Rental - Lehigh (Heidelberg)	52,532.34	1.77%	52,557.84	1.45%	-25.50
4402400 · Rental - Vinegar Hill, LLC	781.29	0.03%	12,078.27	0.33%	-11,296.98
4402600 · Rental - Nutrien Ag	67,266.81	2.26%	67,250.34	1.85%	16.47
4403100 · Rental - H.Lee White Museum	2,700.00	0.09%	2,700.00	0.07%	0.00
4403300 · Rental - Fitzgibbons site	300,000.00	10.08%	177,000.00	4.87%	123,000.00
4403400 · Rental - Shark-Attach Office	3,825.00	0.13%	3,825.00	0.11%	0.00
4403500 · Rental - WT Terminal Oswego LLC	55,307.88	1.86%	55,307.88	1.52%	0.00
4403600 · Rental - Shop Units (Marina)	700.00	0.02%	900.00	0.02%	-200.00
4405000 · Rental - Miscellaneous	3,100.00	0.10%	900.00	0.02%	2,200.00
<b>Total 4400000 · Rental</b>	<b>597,232.29</b>	<b>20.07%</b>	<b>474,757.69</b>	<b>13.06%</b>	<b>122,474.60</b>
<b>4500000 · Misc Income</b>					
4500200 · Misc Income - Novelis	10,980.00	0.37%	4,360.00	0.12%	6,620.00
4501900 · Misc Income - Demurrage reimbur	-2,085.00	-0.07%	1,050.00	0.03%	-3,135.00
4502000 · Misc Income - Labor	116,967.31	3.93%	140,591.21	3.87%	-23,623.90
4504900 · Misc Income - Metered Water	367.29	0.01%	280.71	0.01%	86.58
4505000 · Misc Income - Other	60,929.33	2.05%	89,136.03	2.45%	-28,206.70
4505400 · Misc Income - Security East	53,737.57	1.81%	60,900.12	1.68%	-7,162.55
4505600 · Misc Income - BIDCO	0.00	0.00%	1,890.00	0.05%	-1,890.00
<b>Total 4500000 · Misc Income</b>	<b>240,896.50</b>	<b>8.10%</b>	<b>298,208.07</b>	<b>8.20%</b>	<b>-57,311.57</b>
<b>4600000 · Stevedoring</b>					
4601200 · Stevedoring - New Eng Steamship	0.00	0.00%	15,000.00	0.41%	-15,000.00
4601800 · Stevedoring - Marubeni	262,797.34	8.83%	261,935.49	7.20%	861.85
4601900 · Stevedoring - Glencore	97,113.50	3.26%	258,283.26	7.10%	-161,169.76
4602400 · Stevedoring - Goldman Sachs	0.00	0.00%	203,712.68	5.60%	-203,712.68
4602500 · Stevedoring - IXM	0.00	0.00%	345,380.93	9.50%	-345,380.93
4602600 · Stevedoring - McKeil Marine	6,553.50	0.22%	5,525.00	0.15%	1,028.50
4602700 · Stevedoring - Mercuria	0.00	0.00%	90,949.84	2.50%	-90,949.84
4602800 · Stevedoring - Mitsubishi	133,959.92	4.50%	0.00	0.00%	133,959.92
4603100 · Stevedoring - Hartree Partners	26,786.93	0.90%	0.00	0.00%	26,786.93
4605000 · Stevedoring - Miscellaneous	33,481.76	1.13%	4,742.89	0.13%	28,738.87
4606100 · Stevedoring - Gunvor	26,791.61	0.90%	0.00	0.00%	26,791.61
<b>Total 4600000 · Stevedoring</b>	<b>587,484.56</b>	<b>19.74%</b>	<b>1,185,530.09</b>	<b>32.61%</b>	<b>-598,045.53</b>
<b>4750000 · Profit Share</b>					
4751000 · Profit Share - Castalooop	0.00	0.00%	85,911.12	2.36%	-85,911.12
<b>Total 4750000 · Profit Share</b>	<b>0.00</b>	<b>0.00%</b>	<b>85,911.12</b>	<b>2.36%</b>	<b>-85,911.12</b>
4800000 · Marina Income	646,652.21	21.73%	669,120.25	18.40%	-22,468.04
4850000 · RV Park	3,360.00	0.11%	0.00	0.00%	3,360.00
<b>Total Income</b>	<b>2,975,694.19</b>	<b>100.00%</b>	<b>3,635,649.06</b>	<b>100.00%</b>	<b>-659,954.87</b>